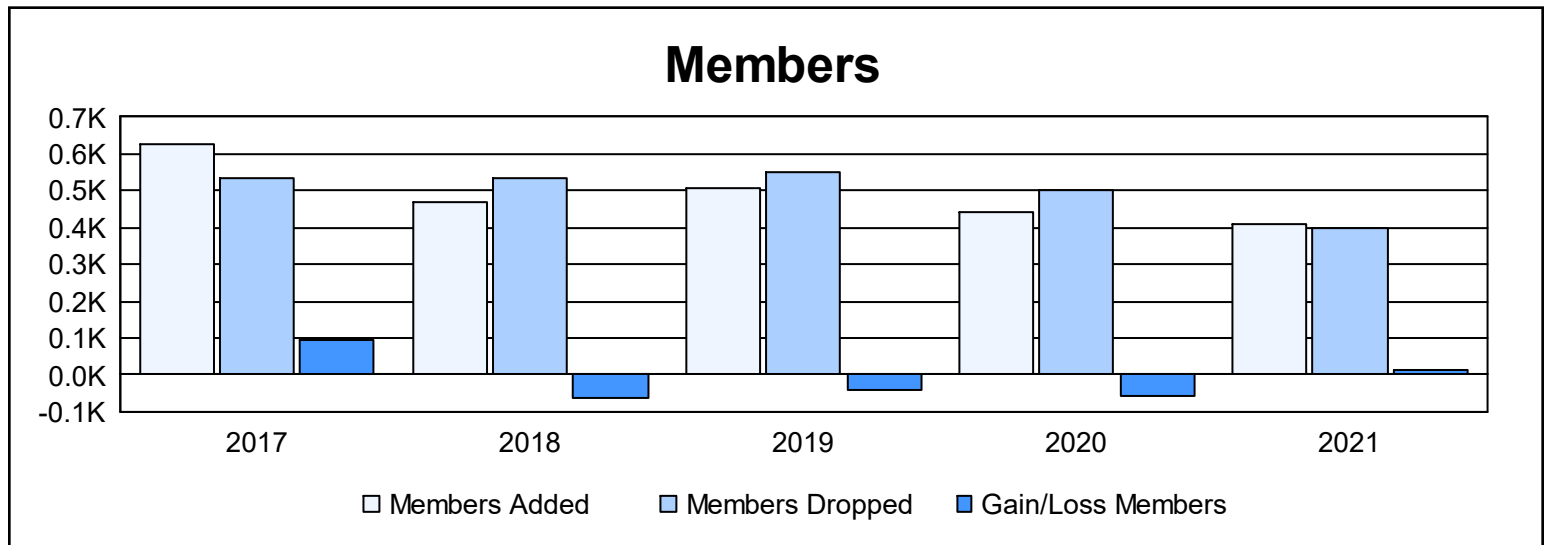
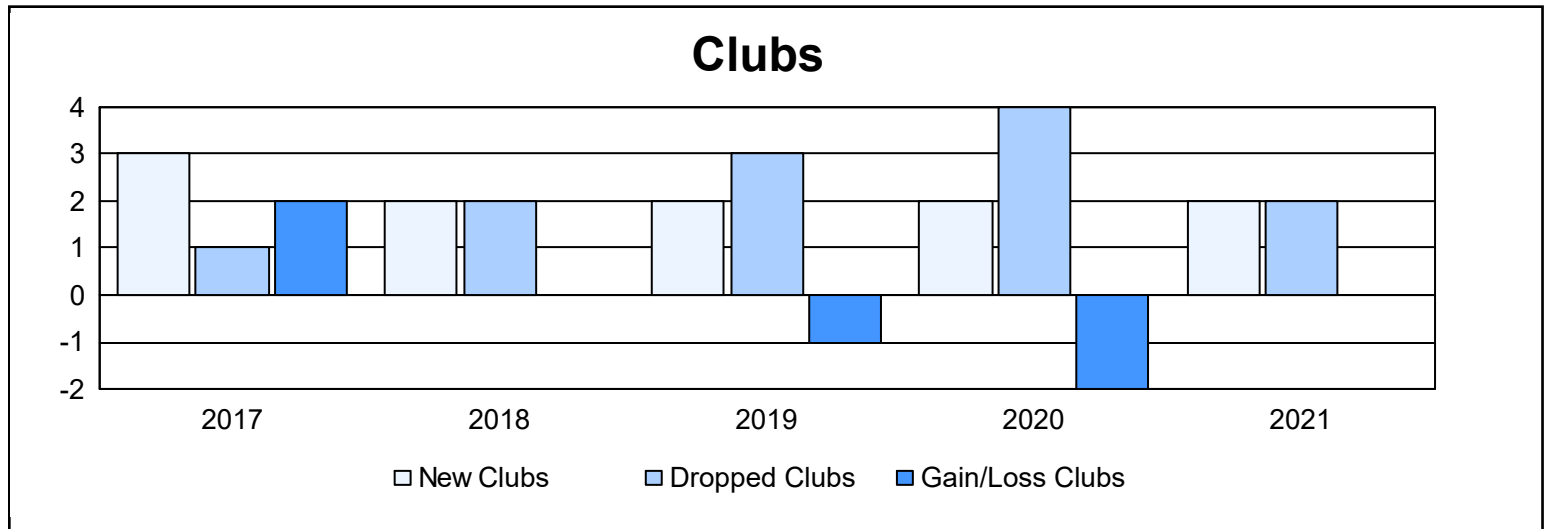
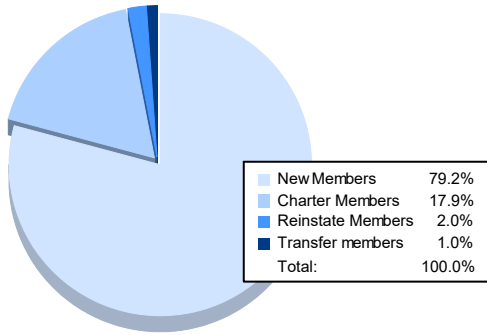


| Year | New Clubs | Dropped Clubs | Gain/ Loss Clubs | New Members | Charter Members | Reinstate Members | Transfer Members | Total Member Added | Total Members Dropped | Gain/ Loss Members |
|----------------|-----------|---------------|------------------|-------------|-----------------|-------------------|------------------|--------------------|-----------------------|--------------------|
| 2016-2017 | 3 | 1 | 2 | 531 | 75 | 14 | 6 | 626 | 534 | 92 |
| 2017-2018 | 2 | 2 | 0 | 368 | 57 | 38 | 8 | 471 | 533 | -62 |
| 2018-2019 | 2 | 3 | -1 | 444 | 48 | 14 | 3 | 509 | 551 | -42 |
| 2019-2020 | 2 | 4 | -2 | 361 | 66 | 12 | 2 | 441 | 500 | -59 |
| 2020-2021 | 2 | 2 | 0 | 323 | 73 | 8 | 4 | 408 | 397 | 11 |
| Average | 2 | 2 | 0 | 405 | 64 | 17 | 5 | 491 | 503 | -12 |



Membership Composition June 2021 Cumulative



Gender Composition June 2021 Cumulative

